


F5

The new standard in professional photography

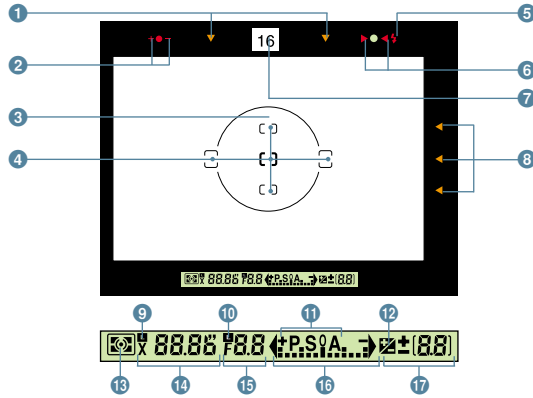
- Top-of-the-line professional-quality camera
- Nikon's exclusive cross-ranged, five area autofocus sensor (Multi-CAM1300)
- Choice of Dynamic AF and Single Area AF
- Dynamic AF automatically shifts from one focus area to another to keep track of moving subject
- Super-fast and quiet autofocus with AF-S Nikkor lenses
- High-speed film advance of up to 8 frames per second (fps) even with Focus Tracking and Lock-On™ (w/Ni-MH Battery Unit MN-30)
- Nikon's exclusive 3D Color Matrix Metering using a new 1,005-pixel RGB sensor to read a scene's color as well as brightness and contrast
- Flexible Center-Weighted Metering and Spot Metering which corresponds to the focus area selected
- 3D Multi-Sensor Balanced Fill-Flash for optimum flash exposure in any scene
- Self-diagnostic double-bladed shutter featuring Nikon's exclusive shutter monitor
- Aluminium-alloy die-cast body covered by durable aluminium housing, titanium viewfinder housing and rubber-reinforced surface finish
- Easy, intuitive operation with two command dials and two LCD panels
- Custom Settings of 24 functions
- Comprehensive system compatibility: Four finders, 13 screens and two camera backs (Multi-Control Back MF-28 and Data Back MF-27), and the whole range of Nikkor lenses
- Personal computer link capability





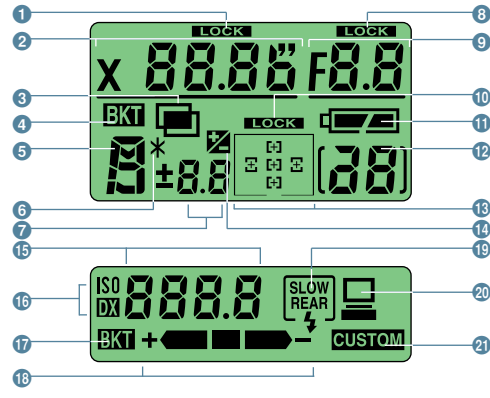
- | | | | |
|---------------------------------------|---|--|--|
| 1 Mirror lockup lever | 15 Finder release button | 28 Film speed (ISO) button | 41 Film advance mode selector lock release |
| 2 Sub-Command Dial | 16 Eyepiece shutter lever | 29 Shutter speed/aperture/focus area lock (L) button | 42 Camera back lock release |
| 3 Exposure compensation (±) button | 17 Viewfinder eyepiece | 30 Flash sync mode (⬛) button | 43 Interchangeable focusing screen |
| 4 Exposure mode (MODE) button | 18 Auto Exposure/Autofocus Lock (AE-L/AF-L) button | 31 Custom Setting Menu (⬛) button | 44 Multiple exposure (Ⓜ) button |
| 5 AF area mode button (E) | 19 AF start (AF-ON) button | 32 Camera strap eyelet | 45 Power/LCD panel illumination switch |
| 6 Depth-of-field preview button | 20 Focus area selector | 33 Accessory shoe | 46 Shutter release button switch |
| 7 Focus mode selector | 21 Main-Command Dial | 34 Diopter adjustment knob | 47 Power switch lock release |
| 8 Lens release button | 22 Film rewind button 1 | 35 Metering system selector | 48 Film rewind crank |
| 9 Self-timer indicator LED | 23 Rear control panel cover | 36 Camera strap eyelet | 49 Film rewind knob |
| 10 Sync terminal | 24 Rear LCD panel | 37 Battery holder release knob | 50 Film advance mode/self-timer selector |
| 11 Film cartridge confirmation window | 25 AF start button for vertical shooting | 38 Battery holder | 51 Film plane indicator |
| 12 Film rewind lever 2 | 26 10-pin remote terminal | 39 Lock lever for vertical-shooting shutter release button | 52 Top LCD panel |
| 13 Film rewind lever 2 lock release | 27 Auto Exposure/Flash Exposure Bracketing (BKT) button | 40 Vertical-shooting shutter release button | |
| 14 Alert LED | | | |

Viewfinder Information



- | | |
|---|--|
| 1 Focus area indicators | 10 Aperture lock indicator |
| 2 Exposure level | 11 Exposure mode |
| 3 12mm-dia. reference circle for Center-Weighted Metering | 12 Exposure compensation |
| 4 Focus brackets/Spot Metering (4mm-dia.) area | 13 Metering system |
| 5 Ready light | 14 Shutter speed |
| 6 Focus indicators | 15 Aperture |
| 7 Aperture direct-readout | 16 Electronic analogue exposure display |
| 8 Focus area indicators | 17 Frame counter/exposure compensation value |
| 9 Shutter speed lock indicator | |

Top LCD Panel Indications / Rear LCD Panel Indications



- | | | |
|---|---|--|
| 1 Shutter speed lock | 9 Aperture | 16 Film speed setting mode |
| 2 Shutter speed | 10 Focus area lock | 17 Auto Exposure/Flash Exposure Bracketing |
| 3 Multiple exposure | 11 Battery level | 18 Bracketing bar graphs |
| 4 Auto Exposure/Flash Exposure Bracketing | 12 Frame counter | 19 Flash sync mode |
| 5 Exposure mode | 13 Focus area/AF area mode | 20 PC link connection |
| 6 Flexible Program | 14 Exposure compensation | 21 Custom setting |
| 7 Exposure compensation value | 15 Film speed/bracketing information/custom setting | |
| 8 Aperture lock | | |



Main-Command Dial

Used to select shutter speed on Shutter-Priority Auto or Manual. Also used for Flexible Program and various other purposes.



Sub-Command Dial

Primarily used to select aperture on Aperture-Priority Auto or Manual.



Focus Area Selector

By simply pressing one of the arrows, you can select one of the five focus areas. A quick diagonal shift from one area to another is also possible.



AE-L / AF-L Button

Simultaneously locks both exposure and focus. Use Custom Setting #21 to make it exposure lock only or focus lock only.



AF Start Buttons

There are two AF start buttons — one for regular horizontal composition and the other for vertical composition. You can activate AF operation by pressing one of these buttons or the shutter release buttons. No custom setting is necessary to use these buttons—they work full-time.



Mirror Lockup Lever

The reflex mirror can be set in the lock up position when you want zero-mirror vibration.



Sync Terminal

Accepts all standard PC type plug-in flash sync cords.



Eyepiece Shutter

During self-timer operation or for remote use, you can cover the eyepiece to prevent unwanted light from coming in and adversely affecting exposure.



Diopter Adjustment

Enables near- or far-sighted photographers to adjust the eyepiece diopter within a range from -3 to +1m⁻¹.



Depth-of-Field Preview Button

Simple press of the button electronically stops lens down to the aperture set in any exposure mode, enabling you to examine the zone of sharpest focus before shooting.



LCD Panel Illuminator

By rotating the power switch, you can illuminate both LCD panels; automatically goes off when meter switches off.



AF Area Mode Button (Ea)

Lets you choose Dynamic AF or Single Area AF mode.



Manual ISO Film Speed Setting

You can manually select the film speed from ISO 6 to 6400 in 1/3 steps. The smaller LCD shows the setting. DX automatic operation is also available.



Manual Film Rewind

You can use power-rewind, or rewind the film by hand—perfect for when silence is required.



10-Pin Remote Terminal

Accepts Personal Computer Connecting Cord MC-33 or MC-34, Remote Cord MC-20 or MC-30, Modulte Remote Control Set ML-3 and other accessories.

Type of camera: Integral-motor autofocus 35mm single-lens reflex
Picture format: 24 × 36mm [standard 35mm (135) format]
Lens mount: Nikon F mount
Lenses usable: Nikkor and Nikon lenses having Nikon F mount*
 * With limitations
Focus mode: Autofocus, and Manual with Electronic Rangefinder
AF Area mode: Single Area AF and Dynamic AF selectable
Autofocus area: Five selectable focus areas
Autofocus mode: Single Servo AF with Focus-Priority and Continuous Servo AF with Release-Priority
Focus Tracking: Automatically activated when subject moves
Autofocus detection system: Nikon Multi-CAM1300 autofocus module
Autofocus detection range: Approx. EV -1 to +19 (at ISO 100)
Autofocus lock: Possible once stationary subject is in focus in Single Servo AF; in Continuous Servo AF, focus can be locked with AE-L/AF-L button
Electronic rangefinder: Available in Manual focus mode with AF Nikkor and other AI-type Nikkor lenses with a maximum aperture of f/5.6 or faster
Exposure metering: Three built-in exposure meters — 3D Color Matrix, Center-Weighted and Spot
Metering range (at ISO 100 with f/1.4 lens): EV 0 to 20 in 3D Color Matrix and Center-Weighted, EV 2 to 20 in Spot
Exposure meter ON/OFF: Activated by shutter release button or AF start button is pressed or when other camera controls are operated; automatically turns off after 8 seconds or the duration set at camera's Custom Setting menu #15, or when camera is switched OFF
Exposure mode: Programmed Auto, Shutter-Priority Auto, Aperture-Priority Auto and Manual
Programmed auto exposure control: Camera sets both shutter speed and lens aperture automatically; Flexible Program possible in increments of 1/3 EV
Shutter-priority auto exposure control: Aperture automatically selected to match manually set shutter speed
Aperture-priority auto exposure control: Automatically selected shutter speed to match manually set aperture
Manual exposure control: Both aperture and shutter speed are set manually
Exposure compensation: With exposure compensation button; ±5 EV range, in 1/3 EV steps
Auto exposure lock: By pressing AE-L/AF-L button while meter is on
Multiple exposure: Activated with Multiple exposure button
Shutter: Electromagnetically controlled vertical-travel focal-plane shutter
Shutter speeds: Lithium niobate oscillator-controlled speeds from 1/8000 to 30 sec. (in 1/3 steps); electromagnetically controlled Bulb setting
Viewfinder: Nikon Multi-Meter Finder DP-30 provided as standard; fixed eyepiece pentaprism high-eyepoint type; 0.70× magnification with 50mm lens set at infinity; approx. 100% frame coverage; metering system selector, diopter adjustment knob, accessory shoe and eyepiece shutter lever provided; interchangeable with Nikon AE Action Finder DA-30, 6× High-Magnification Finder DW-31 and Waist-Level Finder DW-30
Eyepoint: Approx. 20.5mm
Eyepiece shutter: Provided
Focusing screen: Nikon advanced EC-B-type screen; interchangeable with 13 other optional screens
Viewfinder information: LCD shows metering system, focus indication, exposure mode, shutter speed, aperture, electronic analog exposure display, frame counter/exposure compensation value and exposure compensation mark; exposure level indicators, flash ready-light LED, aperture direct-readout, focus indicators and focus area indicators are also shown
Top LCD panel information: Shutter speed, aperture, exposure mode, AF Area mode, focus area, Flexible Program mark, exposure compensation mark, frame counter, exposure compensation value, exposure bracketing mark, multiple exposure mark, shutter speed/aperture/focus area position lock marks and battery power
Rear LCD panel information: Flash sync, film speed, DX mark, Custom mark, exposure bracketing indications and PC Link mark
LCD panel illumination: LCD panel illuminated by rotating power/LCD panel illumination switch
Film speed range: ISO 25 to 5000 for DX-coded film; ISO 6 to 6400 can be manually set
Film speed setting: At DX position, automatically set to ISO speed of DX-coded film used; manual setting possible (ISO 6 to 6400)
Film loading: Film automatically advances to first frame when shutter release button is depressed once
Film advance: In single-frame shooting mode, film automatically advances one frame when shutter is released; in CH (Continuous High), CL (Continuous Low) or Cs (Continuous Silent) shooting mode, shots are taken as long as shutter release button is depressed; shooting speed is approx. 8 fps in CH mode, approx. 3 fps in CL mode, and approx. 1 fps in Cs mode using Ni-MH Battery Unit MN-30; shooting speed is approx. 7.4 fps in CH mode, approx. 3 fps in CL mode, and approx. 1 fps in Cs mode using AA-type batteries
Frame counter: Additive type; counts back while film is being rewound

Film rewind: Choice of automatic or manual; automatically rewinds when film rewind button 1 and lever 2 are used; takes approx. 4 sec. with Ni-MH battery unit and 6 sec. with eight AA-type batteries per 36-exposure roll; stops automatically when film is rewound; manual rewind when film rewind button 1 and film rewind crank are used
Self-timer: Electronically controlled; 10 sec. duration; blinking LED indicates self-timer operation; cancelable
Depth-of-field preview button: Provides visual verification of depth of field
Reflex mirror: Automatic, instant-return type
Camera back: Hinged back; interchangeable with Nikon Multi-Control Back MF-28 or Data Back MF-27
Accessory shoe: Standard ISO-type hot-shoe contact; ready-light contact, TTL flash contact, monitor contact; mount receptacle for Posi-Mount System provided
Flash sync control: Slow Sync and Rear-Curtain Sync built-in
Flash synchronization: In Programmed Auto or Aperture-Priority Auto, shutter operates from 1/250 to 1/60 sec. in normal sync, 1/250 to 30 sec. in slow sync; in Shutter-Priority Auto or Manual exposure mode, shutter operates at speed set, or at 1/250 if speed is set between 1/250 and 1/8000 sec.; 1/300 TTL High-Speed Sync can be selected using Custom Setting #20 in Shutter-Priority or Manual exposure mode.
TTL Multi Sensor: Five-segment TTL Multi Sensor used for TTL auto flash control
Automatic Balanced Fill-Flash with TTL Multi Sensor: Possible with AF Nikkor lens and Nikon Speedlight SB-80DX, SB-27, SB-50DX, SB-23, SB-22s, SB-30, SB-29s, etc.
Monitor Pre-flash: Nikon Speedlight SB-80DX/27/50DX fires Monitor Pre-flash(es) for TTL Multi Sensor when using an AF Nikkor lens
Flash ready-light: Speedlight attached: Lights up in red when Nikon dedicated Speedlight is ready to fire, or blinks to warn of insufficient light for correct exposure
Power source: Eight AA-size batteries or optional Ni-MH Battery Unit MN-30
Number of 36-exposure film rolls per set of fresh batteries
 Test 1
 Camera setting: Using an AF Zoom-Nikkor 80-200mm f/2.8D ED lens, in Continuous Servo AF mode with film advance mode at S and a shutter speed of 1/250 sec. or faster.
 Autofocus operation: After lightly pressing the shutter release button for 8 sec., autofocus operation covers the full range from infinity (∞) to the closest distance and back to infinity (∞) before each shot. After the exposure meter automatically turns off (8 sec.), the same operation follows for the next shot.

	At 20°C (68°F)	At -10°C (14°F)
Eight 1.5V LR6 (AA-size alkaline) batteries	25	2
Eight 1.5V FR6 (AA-size lithium) batteries	50	25
Optional Ni-MH Battery Unit MN-30	32	15

Test 2
 Camera setting: Same as test 1
 Autofocus operation: After lightly pressing shutter release button for 3 sec., autofocus operation covers the full range from infinity (∞) to the closest distance and back to infinity (∞) three times before each shot. The same operation follows without intermission for the next shot.

	At 20°C (68°F)	At -10°C (14°F)
Eight 1.5V LR6 (AA-size alkaline) batteries	50	7
Eight 1.5V FR6 (AA-size lithium) batteries	100	50
Optional Ni-MH Battery Unit MN-30	60	30

Test 3
 Camera setting: Using AF Zoom-Nikkor 28-70mm f/3.5-4.5D lens, in same setting as test 1.
 Autofocus operation: Autofocus operation covers the full range from infinity (∞) to the closest distance and back to infinity (∞) before each shot. The same operation follows without intermission for the next shot.

	At 20°C (68°F)	At -10°C (14°F)
Eight 1.5V LR6 (AA-size alkaline) batteries	90	10
Eight 1.5V FR6 (AA-size lithium) batteries	250	70
Optional Ni-MH Battery Unit MN-30	100	60

Battery power confirmation: for sufficient power; indicates batteries are nearing exhaustion; blinking indicates batteries are just about exhausted; no indication/mark appears when batteries are completely exhausted or improperly installed

Tripod socket: 1/4 (ISO 1222)
Dimensions (W × H × D): Approx. 158 × 149 × 79mm or 6.2 × 5.9 × 3.1 in.
Weight (without batteries): Approx. 1,210g or 42.7 oz.

All specifications apply when fresh batteries are used at normal temperature (20°C/68°F). Specifications and designs are subject to change without any notice or obligation on the part of the manufacturer. © 2000-2002 NIKON CORPORATION